


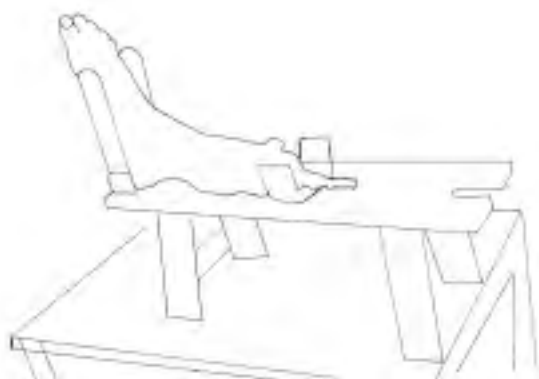


Amputation Dissecting Board

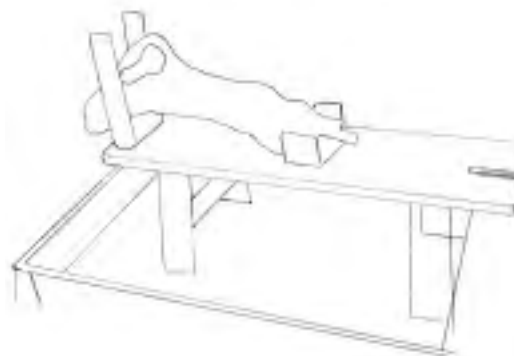
“When Two Hands Just Aren’t Enough”



This simple design provides a safe and steady method to secure leg specimens during surgical or autopsy pathology dissection.



Below knee Amputation specimen
Position of the leg for searching anterior group of blood vessels.



Below knee Amputation specimen
Position of the leg for searching posterior group of blood vessels.

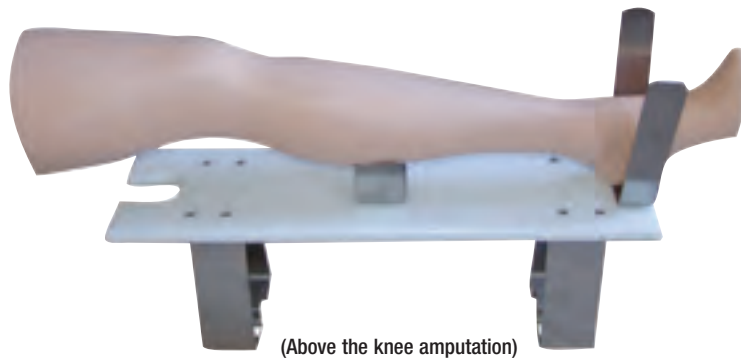
Mopec The Better Product People
800-362-8491 or www.mopec.com

MOPEC LEG LOCK

Exclusive to Mopec, the Amputation Dissecting Board was designed by a pathologist that saw the need for additional help during a routine dissection. The Amputation Board is sturdy and stands by itself on any table or surface. The heavy gauge stainless steel u clamps hold the foot securely in place.


CARE AND CLEANING

The leg lock can be cleaned and disinfected with any of Mopec's disinfectants as listed in the catalog. Just wipe clean or use with running water.



(Above the knee amputation)


No matter the size, the leg is held securely in place



(Below the knee amputation)

Amputation Dissecting Board	
Product No.	
15"H (38.1cm) x 11 "L (27.94cm) x 6"W (15.24cm)	BC017

15 "Height (38.1cm)



8 "H (20.32cm)
from surface to
top of board

11 "Length (27.94cm)

6 "Width (15.24cm)

For a complete catalog detailing our products and services, please call or visit our web site



21750 Coolidge Highway • Oak Park, MI 48237
Toll Free: 800-362-8491 • Tel: 248-291-2040 • Fax: 248-291-2050

www.mopec.com